



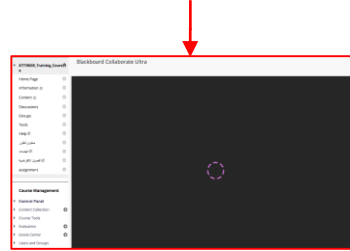
Blackboard Collaborate Ultra

Activate popup window in Google Chrome

Dear KAU Faculty Member:-

If you have issues regarding one of the following

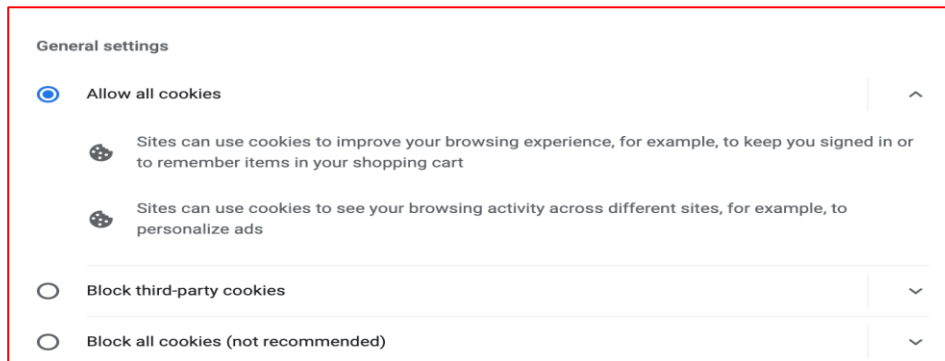
1. Not being able to access Blackboard ultra as shown in the image below
2. Not being able to activate the microphone.



To overcome the issues above, the Popup window in Google Chrome must be activated using one of the following. options:-

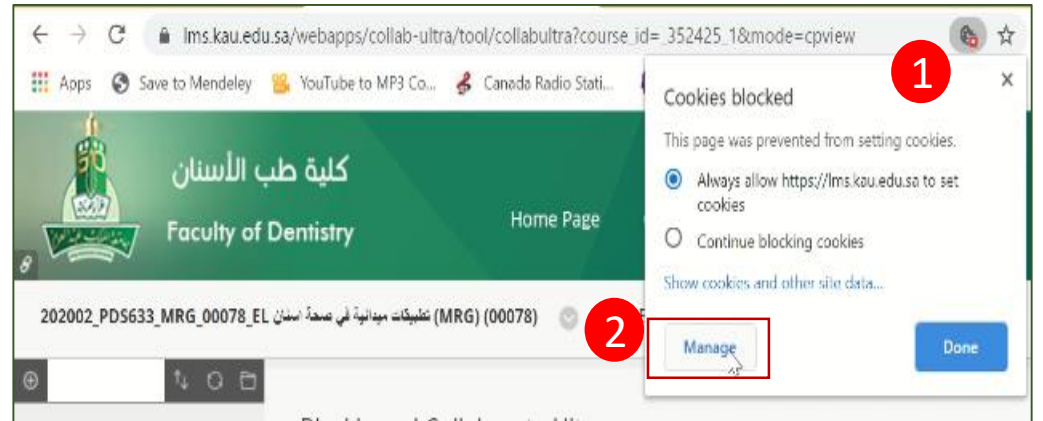
First option

Open Chrome → in the upper left side and press the three dots then open “settings” → then choose “privacy and security” → choose “site setting” Then choose “cookies and site data” -> leave the option “block third party cookies unchecked” → restart your chrome.



Second Option

Press on “cookies blocked” existed on the chrome page up in the address bar then press “Manage”



leave the option “block third party cookies unchecked” → and restart your chrome.

